



APPLYING THE BRAND

RULES FOR USING THE ROYAL NAVY LOGO & IDENTITY

CONTACTS

If you require any advice or further information about this document,
please contact:

NAVY MEDIACOMMS-OPS TL

Desk Officer responsible for
RN Identity Policy and Compliance

02392 625 380

NAVY SEC-NPGO HD GRAPHICS-PUBS

Navy Graphics department head

02392 548 111
01329 332 345

NAVY CNR-HDMKT

CNR Head of Marketing and
Brand Identity

02392 727 737

DDC-Strategy-Brand AsstHd

Defence Lead on Identity Policy
and Compliance

020 7218 2676

NAVY MEDIACOMMS-HEAD

RN Lead for RN Identity Policy
and Compliance

02392 625 219

NAVY MEDIACOMMS-CREATIVE TL

RN Digital Brand lead

02392 625 600

CNS-NHB AL

Admiralty Librarian
Naval Historical Branch

02392 725 297

DDC-Strategy-Brand Officer SO2

Desk Officer responsible for Defence
Identity Policy and Compliance

020 7218 5984

CONTENTS

CONTACTS	2	2.0 USING THE ELEMENTS OF OUR IDENTITY		3.0 REFLECTING ROYAL NAVY RELATIONSHIPS	
1.0 INTRODUCTION		2.1 Building our identity	12	3.1 Co-branding	32
1.1 Keeping things consistent	5	2.2 Our logo	13	The Royal Navy as the lead partner	33-34
1.2 Reflecting our qualities	6	Clear space	13	Club and association badges	35
Leadership	7	Logo sizes and positioning	14	Signage	36
Camaraderie	8	Logo formats	15-16	The Royal Navy as an equal partner	37
Courage	9	Our logo in Wales	15	The Royal Navy as a supporting partner	38
Passion	10	Globe & Laurel	17	4.0 BRINGING IT ALL TOGETHER	
		Clubs and associations	19-20	4.1 Creating communications	40
		Logo don'ts	21	4.2 How to apply our identity	41
		2.3 Our curve	22	4.3 Corporate, reference or policy information	42
		2.4 Storytelling	23	4.4 Corporate marketing	49
		How we talk	23	4.5 Specialist marketing	50
		2.5 Photography do's	24	4.6 Recruitment Marketing	51
		Photography don'ts	26	4.7 Licencing	55
		2.6 Illustration	27	4.8 Working together to succeed	56
		2.7 Our colours	28		
		Using colour	29		
		2.8 Our typeface	30		



INTRODUCTION

1.0

KEEPING THINGS CONSISTENT

1.1

The Naval Service consists of the Royal Navy, the Royal Marines, the Royal Naval Reserve, the Royal Marines Reserve, the Royal Marines Band Service, the Royal Fleet Auxiliary and the Queen Alexandra's Royal Naval Nursing Service.

The way we talk and present ourselves reflects the important role we play.

That's why it's important that we communicate consistently. By following these rules we can ensure that we give the Naval Service the image it deserves.

Unless we establish and promote a clear, consistent identity, we risk losing our message and missing our audiences. To ensure a consistent approach that reinforces our identity and promotes the Royal Navy, this publication sets out the rules which govern when and how our identity is to be used. If you are involved in producing communications for the Royal Navy (for example newsletters, blogs, recruitment information, press releases or even gizzits), you are to follow these rules.

Remember, every time you send a letter, give out a business card, commission a sign or give a PowerPoint presentation, you are representing the Royal Navy. If you follow these rules you will help enhance the professional image of the Royal Navy. Each time a poorly rendered or incorrect badge is used the Identity Rules are compromised. Every one of you has a role to play in maintaining the integrity of the Royal Navy's image.

Website Style and Social Branding Rules:

For detailed information about Royal Navy Brand rules for Web and Social Media application please see BRd 9374 Annex A and B, available in digital form from **NAVY MEDIACOMMS-CREATIVE TL** or on the RN page of the Defence Brand Portal, [//defencebrandportal.mod.uk](http://defencebrandportal.mod.uk)



REFLECTING OUR QUALITIES

The First Sea Lord expects us to defend, deter and defeat by being globally deployed with our communications focused on operations, people and equipment. We need to communicate this clearly, explaining what the Royal Navy can do, why and where.

Our identity was developed following interviews with Royal Navy personnel. After talking to our people, it was clear there were four qualities that stood out as being distinctly Royal Navy: leadership, camaraderie, courage and passion. These are qualities that sum up today's Royal Navy.

These qualities came from our core values of integrity, loyalty, commitment, courage, discipline and respect for others.

They are at the heart of our people and so must be at the heart of everything we do and say. They are the foundations of our identity, and run throughout all Royal Navy communications.

In our actions and words, we show:

LEADERSHIP

Guidance
Direction
Influence
Command
Authority
Trust
Respect
Honour
Faith

CAMARADERIE

Togetherness
Loyalty
Solidarity
Brotherhood
Sense of humour
Team spirit
Bonding
Dependability

COURAGE

Determination
Guts
Nerve
Spirit
Duty

PASSION

Enthusiasm
Fire
Action
Intensity
Drive
Spirit
Dedication

The best leaders know their duty and lead by example. They resolve problems and create ways for their people to be part of something extraordinary.

We don't... think loyalty comes with the job

We don't... put our people down

We don't... ask people to do what we'd never do ourselves

We do... listen to the people around us

We do... put our people first

We do... lead by example



'Their lives are my responsibility. We need to get the job done but I need to protect them. I need to make the right decisions and I need to listen to them, be strong for them and be the first to step up to the challenge.'

'I know those stripes didn't come easy. They mean never asking us to do something you wouldn't do yourself. They mean actions that show the type of officer you are. They mean we come first.'

Together, true comrades form the bonds of friendship. They are allies in battle and loyal to the last.

We don't... **go it alone**
We don't... **walk away when we're needed**
We don't... **just do what's right for ourselves**

We do... **stay loyal to our comrades**
We do... **take action when we are needed**
We do... **work together to achieve what we could never do alone**



'Joined. Solid. Ready. We pray for success but I know everyone here is joined together in brotherhood. Everyone here is solid; you'd trust them with your life. Everyone here is ready, prepared and loyal to the last. That's why we've already won.'

'They try me. They challenge me. They make me laugh more than any comedian. Around here, those without a sense of humour need not apply.'

Fear and courage are brothers. When we find strength in the face of danger, when we act even though we may lose, it is then that we show bravery. It may be in war, it may be at work, or even at home. We all have our own fears, big and small, and they all take pluck and determination to overcome them.



- We don't... **act recklessly**
- We don't... **endanger lives without cause**
- We don't... **fail to act for fear of failure**

- We do... **dig deep for strength**
- We do... **think life is precious**
- We do... **what must be done**



'The first battle is with yourself. Every time is like the first time; just because you made it out in one piece before doesn't mean you will this time. You have to let yourself fall, through the air, through your fear.'

'You'd only be a coward if you had nothing to fight for. No country, no family, no mates. But these are my brothers, this is my fight, this is the time I have to say no to fear. Because I am not alone and I have everything to live for.'

Passion is a natural force. It's the fuel that fires our success; that makes us stand out from the rest. It is our blood, sweat and tears. It's what turns just a job into a life.

- We don't... **act without thinking about the consequences**
- We don't... **just do the bare minimum**
- We don't... **think it's someone else's problem**

- We do... **stand up for what's right**
- We do... **give it everything we've got**
- We do... **think there are things worth dying for**



'I'll never know the names of all the people I've helped: the people we've protected under fire, the children we've fed, the mothers and babies we've taken medicine to. It's bigger than me, it's bigger than my mates, but nothing is bigger than helping the people who need us.'

'I'm better than the rest. I've done the work; not here under these lights, but in the gym and on the track. I won the battle with myself first – that's what counts.'



USING THE ELEMENTS OF OUR IDENTITY

BUILDING OUR IDENTITY

2.1

This section introduces the elements that make up our visual identity. These are the logo, the curve, storytelling, photography, illustration, colour and typeface.

Each element has the Royal Navy at its heart. The elements are the building blocks of our identity; they create a story which gives a strong image of who we are and what we stand for.

The seven elements must be used in all Royal Navy communications for clarity and consistency. Decide what it is you want to say and use these elements to tell the story.



OUR LOGO

This is our logo – the primary element of our visual identity. It is based on the White Ensign (flag), which has been the internationally recognised symbol of the Royal Navy since 1653.

The logo is made up of a unique typeface and recreation of the White Ensign. Do not attempt to alter or recreate this logo.



CLEAR SPACE

2.1

An area of clear space must always appear around the logo to ensure that it stands out. The depth and width of the exclusion zone has been determined by the height of the 'N' from the word 'Navy', as shown here. There must never be anything else in this space on any application of the logo, including straplines.

The white keyline (border) is an integral part of the logo and must not be deleted.



LOGO SIZES AND POSITIONING

The logo must always be clear and easy to see.

You should use the logo at the sizes shown here and position it top right wherever possible.

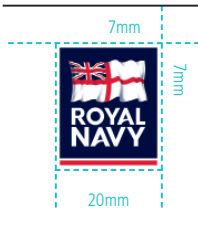
There are some exceptions to this rule, for example stationery (see **page 47-48**) and when using the alternative version of the clubs and associations logo (see **page 19**).

The logo must never be less than 14mm wide on any applications.


For special merchandise requests or other items that need logos, contact DDC-Strategy-Brand Manager SO2 (desk officer responsible for RN Identity Policy and Compliance) on 020 7218 4326. Full contact details are on **page 2**.

Always aim to position the logo on a white background. In exceptional circumstances, it may be appropriate to position the logo on a dark background.

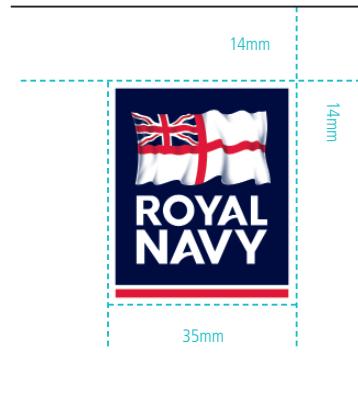
Recommended size for 1/3 A4 and A5



Recommended size for A4



Recommended size for A3



Recommended size for screen use



Preferred minimum size



LOGO FORMATS

This is the Royal Navy logo and should be used wherever possible. This logo is available in the following formats:

Two-colour

This spot colour logo can only be used by external professional printers and design agencies. This logo will not print from a laser or inkjet printer.

Four-colour

Wherever possible, the CMYK colour logo should be used on printed communication material, e.g. magazine applications.

Colour screen

This logo should be used for onscreen applications, e.g. PowerPoint presentations, online, television.

In certain circumstances, there are alternative formats of the logo you can use. See [page 16](#) for alternatives.

Note that, in accordance with legislation, this logo is also available as a Welsh bilingual logo.



OUR LOGO IN WALES 2.2

When you are communicating in Wales, you must always use the Welsh bilingual version of our logo (shown below).

Under the terms of the Welsh Language Act 1993, we have a duty to consider the provision of Welsh language material. This means that any communications material you produce that will be distributed in Wales must use the bilingual Welsh version of the logo, and the content must be in Welsh and English (bilingual).

These rules are most likely to be relevant when you are producing recruitment communications, such as recruitment advertising that appears in Welsh newspapers.



**Y LLYNGES
FRENHINOL**

You should only use these logo versions in special circumstances where there are difficulties reproducing the logo.

Four-colour vector solid shadow

This logo should be used for vinyls, decals and signage. The shadow on the flag is solid.

Two-colour no shadow/Four-colour no shadow

You should only use this logo in special circumstances where there are difficulties reproducing the shadow element of the logo, e.g. on items of merchandise. The shadow on the flag has been removed.

Reversed

This logo should be used for engraving, sand blasting and etching.

Greyscale

This logo should only be used for black-and-white press advertising or articles.

Black-and-white vector solid shadow

This logo should be used when black is the only colour available to print for vinyls, decals and signage.

The shadow on the flag is solid.

Black-and-white no shadow

You should only use this logo on faxes. The shadow on the flag has been removed.

Note that the Welsh bilingual version of the logo (see **page 15**) is available in all of these formats.



Four-colour
vector solid
shadow



Two-colour
no shadow
Four-colour
no shadow



Reversed



Greyscale



Black-and-white
vector solid shadow



Black-and-white
no shadow

What is it?

This is the image of the Globe & Laurel that is approved by the RM Heritage Committee, the College of Arms, and ultimately Her Majesty the Queen. It is the only official image of the Royal Marines – our brand image, our logo.

There are a number of versions ‘out there’ which misrepresent the Corps’ brand, which have come about largely due to honest mistakes, images being passed about on the internet, enhancements being made to digital images etc. These should not be used. Common mistakes are: Laurel wreath being a mirror image on left and right, the globe being enlarged, different fouled anchors, adding additional words, flourishes, changing colours and crowding (which means not leaving enough space around the crest).

What about the Commando Flash And Dagger?

This is the official logo for Royal Marine recruiting only – it is not approved for any use other than official recruiting efforts through CNR and the Corps’ Colonels department. It should not be used in place of the Globe & Laurel, it does not represent our Corps or our Corps’ values. You must seek permission to use this on any external facing documents, publications, letters and products etc.



Why is it important to use the right Globe & Laurel?

It’s important that we communicate with our brand consistently to ensure that we give the Corps the image it deserves, imbued with our values and standards.

At the core of our brand identity, we have the Globe & Laurel. We need to guard our brand fiercely, to ensure its not used to promote values that we don’t share or misrepresent our standards. We are proud of the Globe & Laurel in the same way we are of our, uniform, flash and Green Beret – let’s ensure we don’t allow anyone to tamper with it!

Who can use our brand identity?

The Globe & Laurel is there for the Royal Marines to use on our uniforms, official correspondence, our art, decorations etc. to help people immediately identify who we are and promote the Corps.

It can be used commercially by companies who apply for and pay for a licence. These applications would be approved by a committee to make sure our values and standards are not being associated with something that would tarnish our image. For example items that are thought to be, dangerous or harmful to children. Anyone who uses the Globe & Laurel for any sort of commercial gain (however small) must have a licence, and all their products must be registered to make sure they are in keeping with our brand identity. Even the RMA and the RM Charity are required to have a licence and the Royal Marines Shop is going through the process of getting licensed at the moment – their products will all be fully licensed and approved which will allow them to supply to a wider audience, which of course will result in more profits coming back to the Corps.

Why do we need to licence commercial use of the Globe & Laurel?

Firstly and most importantly, to make sure we aren't being associated with "shoddy" or inappropriate brands that cheapen our brand. Having a licensing process should help prevent this.

Secondly, to make sure we aren't getting "seen off"! A number of companies are using our brand and are profiting from that association, then pocketing the cash with nothing coming back to the Corps.

Anyone selling licensed products will be paying for the privilege – that money goes back into the Royal Marine coffers, for our benefit.

Official charities need to get a licence, this applies to all charities, if they do not have a licence their suppliers will need a licence, if they don't they will be challenged to make sure we are benefitting from the charitable donations.

How can we make sure we are using it correctly?

There are a whole raft of rules in BRd 9374, but in short; it must never be tampered with, overlaid over another image, or by association reflect badly on us. Get advice from Navy Graphics and use the templates that are provided, don't go off and create your own artwork, leaflets etc.

How can it be used commercially?

You will need to apply for a merchandising licence. All the information you need, forms and contact details to apply for a licence can be found at www.gov.uk/government/publications/mod-copyright-licensinginformation. Every licensed product using the Globe and Laurel will be approved to make sure it's being used with the dignity it demands, and to make sure that the right amount of profits are flowing back to the Corps, for all our benefit.

How can you get hold of the right Globe & Laurel?

Low resolution images can be obtained from the brand portal:
www.defencebrandportal.mod.uk/BMS/index.cfm

If you require high resolution images or need advice on use or licensing you should get in touch with:

Defence Intellectual Property Rights
DIPR-MERCH-APM@mod.uk

Advice can also be sought from:
NAVYMEDIACOMMS-OPSTL@mod.uk



CLUBS AND ASSOCIATIONS

Royal Navy clubs and associations can use two versions of the logo for communications about their organisation or an event. You can choose between the version of the logo shown here on this page and the alternative version of the logo shown on **page 20**.

An area of clear space must always appear around the logo to ensure that it stands out, as described on **page 13**.

The name of the club or association must be set in Royal Navy blue and Frutiger 75 Black in upper-case letters, optical kerning -20 tracking. You should also centre the name beneath the logo, observing the exclusion zone. The height of the club or association name has been determined by the 'R' of the word 'Royal' placed sideways or two 'R's stacked on top of each other.

Both of these logo versions are for use on merchandise and promotional materials (e.g. T-shirts, posters, leaflets and banners) for clubs and associations only.

When choosing which version of the logo to use, consider the type of communication it is for. For example, the version of the logo shown here would be suitable for placement on the arm of a T-shirt, but the alternative logo shown on **page 20** would be better used on a large banner at an event.

If you require a new logo, you must contact NAVY MEDIACOMMS-OPS TL – desk officer responsible for RN Identity Policy and Compliance. Full contact details are on page 2.

Some clubs and associations have heraldic badges. For advice on how and when to use these, see **page 35**.



CLUBS AND ASSOCIATIONS

This is the alternative version of the clubs and associations logo. When choosing which version of the logo to use, consider the type of communication it is for.

The logo must not be altered in any way and must follow the rules on clear space and positioning set out on **pages 13–14**. The name of the club or association must be positioned to the right of the logo, observing the exclusion zone shown here. This exclusion zone has been determined by the height of two 'N's of the word 'Navy' placed sideways.

The height of the club or association name should be the same as the space between the top of the flag and the bottom of the word 'Navy'.

When creating a new club or association logo, always use the name as you would in this sentence: 'I'm in the X team.' Therefore, you would refer to the 'Royal Navy skiing team', not the 'Royal Navy ski team'. If you require a new logo, contact NAVY MEDIACOMMS-OPS TL – desk officer responsible for RN Identity Policy and Compliance.

Full contact details are on **page 2**.

You are not permitted to use a club or association logo if it does not follow the format set out here (pages 18–19).

The only exceptions to this are the heraldic badges of the clubs and associations (see **page 33**).



LOGO DON'TS

Examples of misusing our logo are shown below.

It is against all Royal Navy rules and copyright laws to use any version of the logo other than the versions shown on **pages 15–16**. You must stop using any other version of our logo **immediately** – all other versions are illegal.

Always use the master artwork provided and position the logo as shown on **page 14**.

The Fly Navy logo is not to be used. It is **NOT** part of the Royal Navy brand and is the intellectual property of the Fly Navy Heritage Trust.



Don't stretch



Don't rotate



Don't remove the keyline



Don't rename



Don't change the colours



Don't add additional elements



Don't create new logos



Don't use unapproved logo descriptors



Don't rearrange the elements

It makes sense: The Royal Navy Logo has been digitally drawn using specified colours, blends and line weights. Similar specifications are being applied to all authorised badges. This means the Royal Navy portrays a consistent, coherent image across all business areas.

You wouldn't expect to receive several items from one organisation where each version of the company's logo has been individually amended. It is important that you use the authorised logo and do not modify it in any way.


This is our curve – another element of our visual identity. The curve is deliberately understated and has been derived from the flag.

The curve has been created to act as a holding device for our logo.

The examples below show a range of ways in which you can use our curve. Note that the curve is always white and is used in such a way that it does not dominate the page. (*Dispensation for Navy Graphics Studios to utilise the curve area may be granted subject to approval. In certain circumstances it is accepted that a supplementary curve may also be utilised.*)

Do not use our curve on the back cover of any communication.

Depending on the document and design you can use a blue band at the foot of the page. If the image is dark a 2pt white gap may be used to differentiate between the two.



STORYTELLING

What are you trying to say?

Who are you trying to reach?

Why are you trying to communicate?

All our communications must tell a story. Whether we're using language or imagery, we need to know what we are trying to say, to whom and why.

Our communications cascade from the Royal Navy Communications and Engagement Strategy to the six identified audiences (Decision Makers, Opinion Leaders, Service Personnel, Service Diaspora and Media Advocates).

Delivery is through RN personnel within the Defence Directorate of Communications (DDC), Royal Navy Media Communications and Engagement (RNMCE), or on recruiting matters through Captain Naval Recruiting (CNR).

If you are unsure who to speak to contact NAVY MEDIACOMMS-OPS TL

Full contact details are on **page 2**.

All communications must also have a reason behind them. The decisions you make about the logo, curve, colours, typeface, imagery and language need to be thought through. You must be able to explain the design and language choices you make, and use the elements of the Royal Navy's identity effectively to ensure consistency across all communications.

HOW WE TALK

2.4

Our identity isn't just about how we look – it's also about what we say and how we say it.

The language you use when you communicate tells our audience a lot about who we are and the important role we play. Language tells a story and that's what keeps the reader interested in what we have to say.

Every word we use in every brochure, e-mail or campaign can affect the way that others see us.

It is crucial that you write for an identified audience. Ask yourself: what information do they need and how do they want to receive it?

You should establish whether you are aiming to educate, influence or inform. Before creating any piece of communication, this should be one of the first decisions you make.

Speak plainly

Use everyday language and avoid using jargon or complicated words. Avoid acronyms and abbreviations if you can – if you have to use them, spell the words out in full the first time. If appropriate, apply for the Plain English Campaign's Crystal Mark.

Make every word count

Keep sentences short, don't use unnecessary words and keep your communications to the point.

Speak directly

Good writing creates a relationship with the reader. One of the best ways to do this is to address your reader directly as 'you' and use the first person ('I' or 'we') whenever possible.

Make it personal

Use active language, not passive language. Active verbs make sentences more direct but passive language can make writing seem dull, impersonal and bureaucratic.

Our tone of voice

Our tone of voice is the way we speak. We're a modern organisation, not an old-fashioned one. We're polite but not too formal, human but not chatty. Our tone of voice must always be consistent and appropriate to the audience.

Did you Know? The MOD is a member of the Plain English Campaign therefore authors should follow these principles and the guidance contained in JSP 101 (Defence Writing).

For more information visit the Plain English Campaign website:

www.plainenglish.co.uk

Photography is a powerful way to communicate. The right photograph can speak volumes – the wrong photograph can damage our visual identity.

There should always be a reason behind every photograph you select. Every image should:

- tell a story
- be relevant and meaningful
- be fit for purpose
- work well with the words accompanying it
- provoke the reader to react in the desired way.

At the same time, photography should reflect our qualities of leadership, camaraderie, courage and passion.

No single image can communicate all of these qualities at the same time. However, it is possible to select imagery that focuses strongly on one or two of these qualities. Make sure that the communication as a whole features photographs that reflect all of our qualities, and consider how the other elements add to the story.

Careful consideration of photography is essential.

Use interesting and engaging crops – this can help focus the message of a photograph, giving it greater impact.

Look for photographs that are dynamic and communicate energy – this will reflect the role we play and the exciting lives we lead.

Select images that are relevant, realistic and reflect the modern Royal Navy – avoid naval stereotypes.

People are our most important asset, so make sure that you include images of our personnel. Photographs of kit should show it being used.

Focus on the positive aspects of Royal Navy life and look to use imagery with a positive and clear message.

Make sure that any imagery you select has a context. The reader should be able to grasp the story behind the photograph.

When using photographs of weapons, ensure that the weapon is viewed from the side.

If you are taking photographs, make sure you record the meta data (who, when, where) on the image file.

It is important that all photographs include full metadata with each file. This information describes the who, when and where of the image taken and assists the search process when they are added to a picture library.

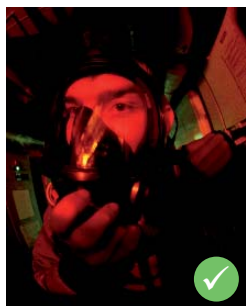

Images that are used for high quality printed materials should be reproduced at 300 pixels per inch. Material that will be viewed on line or via a screen need only be 72 pixels per inch.

Crown copyright images depicting Royal Navy personnel and equipment can be found via the Defence News Imagery and the RN Picture Database websites. These images may be used for internal publications, however, images for use externally may only be used if released under an 'Open Government Licence'.

It's a legal requirement: Under the Data Protection Act, the MOD is required to be able to identify any data it holds on individuals and this includes images. Therefore, when photographs show identifiable sailors or children, only images with attached metadata may be used. All MOD image libraries comply with this requirement and military and MOD civilian photographers will have used model release forms.

As an individual, you would not expect images of yourself or perhaps your children to be used on inappropriate products or in ways in which you have not consented. Following this direction ensures images are used legally and appropriately.

PHOTOGRAPHY DO's




PHOTOGRAPHY DON'TS

The photographs opposite are all examples of the sort of photography you should **not** select.

- Do not use photographs which don't embody our qualities of leadership, camaraderie, courage and passion.
- Do not use photographs that show isolated pieces of kit or ships except when it is necessary to do so, for example when providing technical information.
- Do not use portrait photography unless it is appropriate to the communication you're producing, e.g. to accompany a senior figure's foreword.

- Do not use photographs without a focus or with objects in the distance lacking impact.
- Do not distort images or apply effects.
- Do not use images of guns where the perspective is from 'looking down the barrel'.
- Do not manipulate images in any way.
- Do not show obsolete equipment.
- Do not use imagery in a metaphorical or stylised context. (If unavoidable advice should be sought from Navy Graphics Studios.)

Note: Photo montages should be avoided - in addition to being cliched, authentication issues may arise.



ILLUSTRATION

Illustration, when used correctly, can be as powerful at communicating as photography.

We use a silhouette style of illustration. This ensures that our illustrations always appear realistic and technically accurate.

Make sure that you base your illustrations on strong and simple photographs which allow elements of detail to be seen, e.g. the cockpit in the illustration shown opposite.



OUR COLOURS

Our colour palette has been chosen to support the Royal Navy's qualities.

Our two core colours are Royal Navy red and Royal Navy blue. Our colour palette has been chosen to complement these two colours.

The palette contains a range of colours, from those that are bright, warm and lively to 'base' colours that are stronger and more subdued. (Please note that Pantone® 289 is shown here twice, as both a core colour and a complementary colour.)

These colours also relate to colours in our world. For example, greys are reminiscent of ship hulls, aquas and greens hint at the changing colours of the ocean and blues reflect the colours of the skies.

White is also a key colour. As a significant colour in the White Ensign, it acts as a foil for the red and blue. In a similar way, white should be used to complement the colours in our palette.

The colours you choose impact on the story you are telling about the Royal Navy.

Core colours

Pantone® 186 C0 M100 Y76 K6 R186 G0 B48 HEX ba0030 RAL 3020	Pantone® 289 C100 M75 Y0 K76 R0 G22 B59 HEX 00163b RAL 5013
--	--

Highlight colours

Pantone® 123 C0 M24 Y94 K0 R255 G196 B37 HEX ff425	Pantone® 382 C29 M0 Y100 K0 R203 G211 B38 HEX cbd326	Pantone® 7466 C70 M0 Y23 K0 R107 G182 B198 HEX 6bb6c6	Pantone® 2915 C59 M7 Y0 K0 R132 G188 B233 HEX 85bce9	Pantone® 2645 C40 M36 Y0 K0 R163 G161 B206 HEX a3a1ce	Pantone® 7542 C10 M0 Y3 K16 R208 G216 B218 HEX d0d8da
--	--	---	--	---	---

Mid-tone colours

Pantone® 144 C0 M48 Y100 K0 R221 G148 B21 HEX dd9415	Pantone® 350 C79 M0 Y100 K75 R0 G71 B18 HEX 004712	Pantone® 3145 C100 M0 Y19 K23 R0 G129 B161 HEX 0081a1	Pantone® 2925 C85 M24 Y0 K0 R60 G144 B208 HEX 3c90d0	Pantone® 2715 C57 M45 Y0 K0 R128 G135 B191 HEX 8087bf	Pantone® 7544 C10 M1 Y0 K40 R164 G169 B175 HEX a4a9af
--	--	---	--	---	---

Base colours

Pantone® 188 C0 M97 Y100 K50 R118 G24 B0 HEX 761800	Pantone® 3302 C100 M0 Y54 K69 R0 G70 B63 HEX 00463f	Pantone® 309 C100 M0 Y9 K72 R0 G66 B87 HEX 004257	Pantone® 289 C100 M75 Y0 K76 R0 G22 B59 HEX 00163b	Pantone® 2627 C77 M100 Y0 K31 R67 G26 B98 HEX 431a62	Pantone® 7546 C33 M4 Y0 K72 R80 G92 B101 HEX 505c65
---	---	---	--	--	---

Pantone® 350 should be used as the dominant colour when you are communicating about the Royal Marines.

Pantone® 2627 is unsuitable for use in recruitment materials because of its association with MOD tri-service materials.

USING COLOUR

Our colours can be used as solid blocks of colour, for coloured text, or in combination with each other. Use the darker base colours with mid-tone colours or highlight colours as shown here.


Select colours that reflect our world, for example colours that suggest the changing light on the horizon or the varying depths of the ocean.

Construct gradients of colour by using a large proportion of base colour with a small proportion of mid-tone or highlight colour. Do not use equal proportions of colours to construct gradients.

As an alternative to using gradients of colour, you can use a single base colour, as striped tints of decreasing thickness.

Using brand colours and tints of those colours is an easy way of putting a colour scheme together whilst still achieving a constant look. Specifying colour by eye is not accurate. It depends upon the quality of light, your surroundings, screen setup and the individuals perception.

It makes sense to specify these colours correctly, then whatever the product you are procuring, the colour will be correct and consistent across a wide range of products.



Typography is another important element of our identity. Our typeface has been carefully chosen to project our image, influencing the way we are perceived and communicating our values and qualities.

Our typeface is Frutiger. You should use this typeface whenever possible.

Frutiger is available in four different weights: light, roman, bold and black. You may also use condensed and italicised versions of these weights.

For detailed instructions on how to use our typeface, see **section 4**.

You may use Arial if you cannot use Frutiger, e.g. when you are producing online communications, using Microsoft Word templates or producing documents printed internally.

The only exception to these rules is when you are producing commemorative items or one-off specialist items. In these circumstances you may use the typeface Minion.

Font licensing details

In order to use Frutiger, you will need purchase a licence from Monotype Ltd. (01737 765959), which entitles you to use the font for design purposes. In doing so, you will be asked to sign a Standard End-user License Agreement, which will lay out all the terms of use. Individual licenses are required for every computer that uses the font, including any third parties. The full licensing agreement can be found here.

Frutiger Light **Frutiger Bold**
Frutiger Roman **Frutiger Black**
ABCDEFGHIJKLMNOPQRSTUVWXYZ
abcdefghijklmnopqrstuvwxyz
1234567890!#£%&("';:,,)

Frutiger Light
Frutiger Bold
ABCDEFGHIJKLMNOPQRSTUVWXYZ
abcdefghijklmnopqrstuvwxyz
1234567890!#£%&("';:,,)

The way that you use type is as important as the typeface you use.

Make sure that the text you are laying out is legible for our audiences. Keep in mind the following guidance.

Typesetting

- Typeset body text with standard character and line spacing.
- Don't run text around images – it's hard to read text when lines of text start in different places.
- Set body text horizontally and avoid using text over backgrounds which do not provide adequate contrast.
- Don't justify body text – it's harder to read than text that is ranged left.
- Don't stretch, pull or distort text in any way.

Type size

- Don't produce any materials with type smaller than 10 point on 3 point leading.

Type styles

- Use bold sparingly for emphasis.
- Don't use continuous blocks of capital letters or italicised text – they are harder to read.
- Don't underline text.

Coloured text

- If you are using coloured type, make sure that there is enough contrast with the background colour for the type to be legible.

Arial Regular
Arial Bold
ABCDEFGHIJKLMNOPQRSTUVWXYZ
abcdefghijklmnopqrstuvwxyz
1234567890!#£%&("';:,,)

Minion Regular
Minion Bold
ABCDEFGHIJKLMNOPQRSTUVWXYZ
abcdefghijklmnopqrstuvwxyz
1234567890!#£%&("';:,,)



REFLECTING ROYAL NAVY RELATIONSHIPS

The Royal Navy logo will often need to be used alongside the logos and/or badges of internal groups (e.g. fighting arms) and the logos of other (external) organisations. It is important to communicate all identities in the correct way.

The examples in this section show how to position our logo in each scenario.

If you have any questions about using the Royal Navy identity with that of other organisations, contact NAVY MEDIACOMMS-OPS TL (see [page 2](#)).

There are generally three scenarios to consider:

- 1**
The Royal Navy takes the lead with internal naval logos and/or badges, or with external identities
- 2**
There is a joint, equal relationship between the Royal Navy and its partner organisation
- 3**
Another organisation takes the lead and the Royal Navy plays a supporting role

THE ROYAL NAVY AS THE LEAD PARTNER

The Royal Navy taking the lead with internal naval logos and/or badges

Communications from services within the Royal Navy **must** use our logo and **may** use their heraldic badge or crest in a subordinate position (as shown here). This rule applies to the badge or crest of fighting arms, as well as shore establishments, vessels, units and squadrons. You can only use one of these logos/badges with the Royal Navy logo. This is explained in more detail on [page 32](#).

If you are communicating on behalf of more than one fighting arm, vessel, unit or squadron, use the Royal Navy logo alone.

To keep you in the picture: All authorised badges are in the process of being digitally redrawn using agreed software, methodology and specifications and are hosted on the Defence Brand Portal. There will be one official badge for each establishment or ship, with several versions, eg. PNG and EPS.

You are wasting effort, time and money by drawing a badge or creating a non-conforming club logo as they cannot be used. You are advised to check with Navy Graphics or the Naval Historical Branch before using any badge that doesn't meet these criteria.

Communicating on behalf of the
Royal Navy or **Royal Navy Reserves**



Communicating on behalf of a **fighting arm**

Surface Flotilla
Royal Marines
Submarine Service
Fleet Air Arm
Royal Fleet Auxiliary



Communicating on behalf of a
shore establishment
vessel
squadron
unit



THE ROYAL NAVY AS THE LEAD PARTNER





The examples shown here demonstrate scenarios where the Royal Navy takes the lead with internal naval logos and/or external identities.

The Royal Navy is the ultimate owner of the communication and therefore the communication should reflect our identity. The Royal Navy logo is dominant in relation to the other logos and/or badges or external identities.

Respect must be given to exclusion zones of partner organisations' logos (including contractor/commercial partner logos), as outlined in their own identity guidelines.

The examples opposite show a range of ways in which you can use internal naval logos and/or badges or external identities with our curve.

For examples of how to co-brand communications, see **page 37**.



CLUB AND ASSOCIATION BADGES

If you are communicating as a Royal Navy club or association, you may use the club or association version of the Royal Navy logo (see **pages 19-20**).

However, if a Royal Navy club or association has an officially recognised heraldic badge, you may use its heraldic badge but it must be used with the Royal Navy logo.

The only clubs/associations with an officially recognised heraldic badge are:

- cricket
- football
- rowing
- rugby
- sailing
- tennis

Whether you use the club or association version of the Royal Navy logo or the heraldic badge, you must not attach any additional wording or graphic elements to these lock-ups. The examples here show how to use the club or association version of the Royal Navy logo and officially recognised heraldic badges correctly.

If there is a legitimate need to create a specific logo for a club or association, or for a “one-off” campaign/event, then contact NAVY MEDIACOMMS-OPS TL. Full contact details are on **page 2**.





If you are commissioning signage, consider the placement of all the logos you need to show.
In the first example shown here, the Royal Navy logo and the naval base badge are given equal prominence.
In the second example, the naval base name (with its associated badge) is listed first. Partner logos are positioned in the lower portion of the sign separated by a blue dividing line.



THE ROYAL NAVY AS AN EQUAL PARTNER


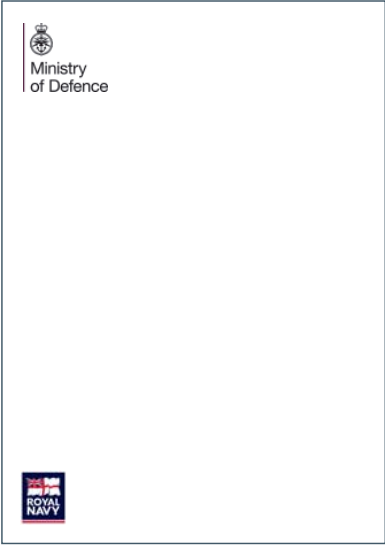
In this scenario, because the communication is reflecting an equal relationship between us and a partner organisation, both logos are treated equally. If the Royal Navy is the ultimate owner of the communication then the communication should reflect our identity.

Respect must be given to exclusion zones of partner organisations' logos, as outlined in their own identity guidelines.



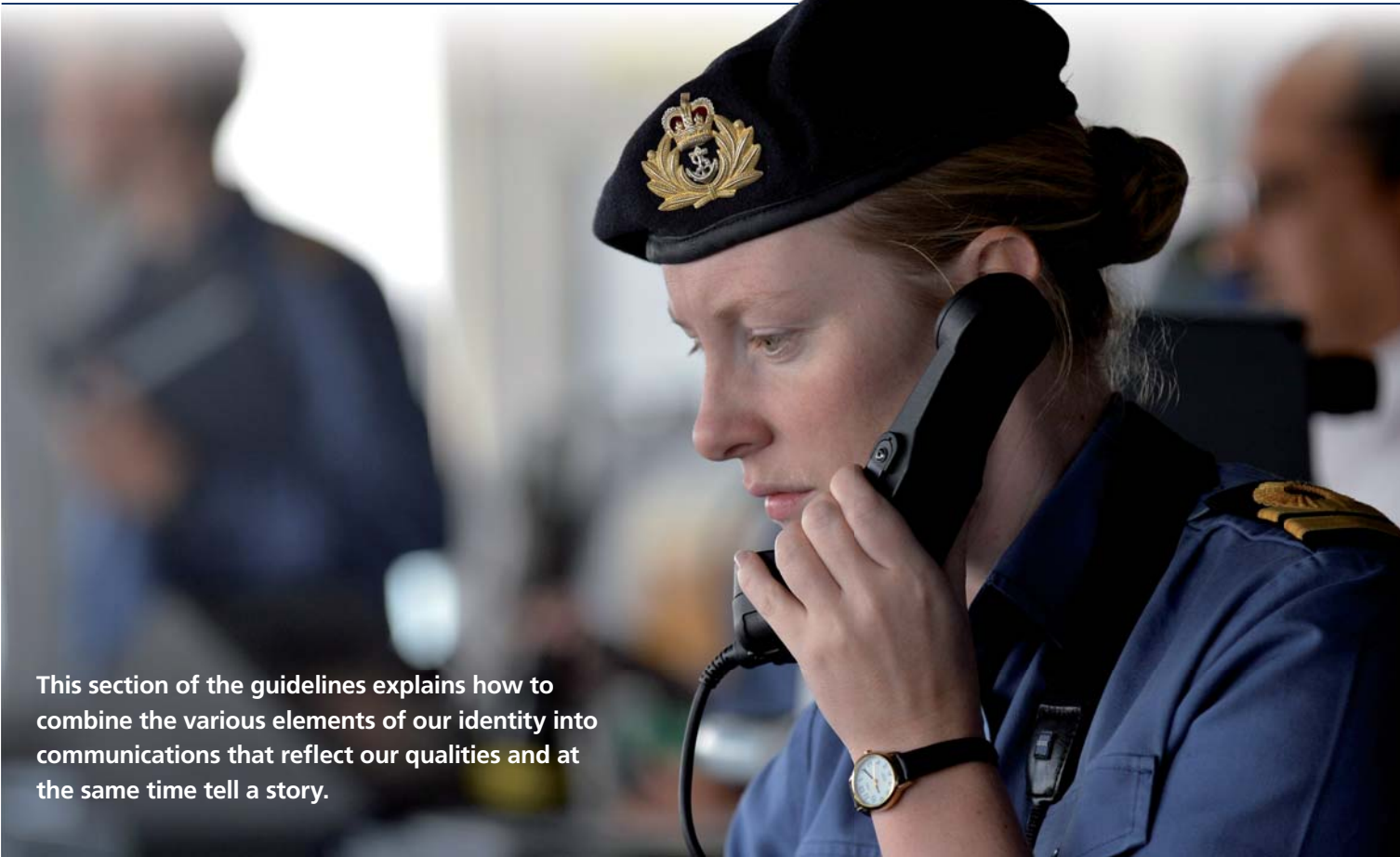
THE ROYAL NAVY AS A SUPPORTING PARTNER

In this scenario, because the Royal Navy is not the owner of the communication, our logo takes a subordinate position and the communication reflects the identity of the lead organisation.





BRINGING IT ALL TOGETHER

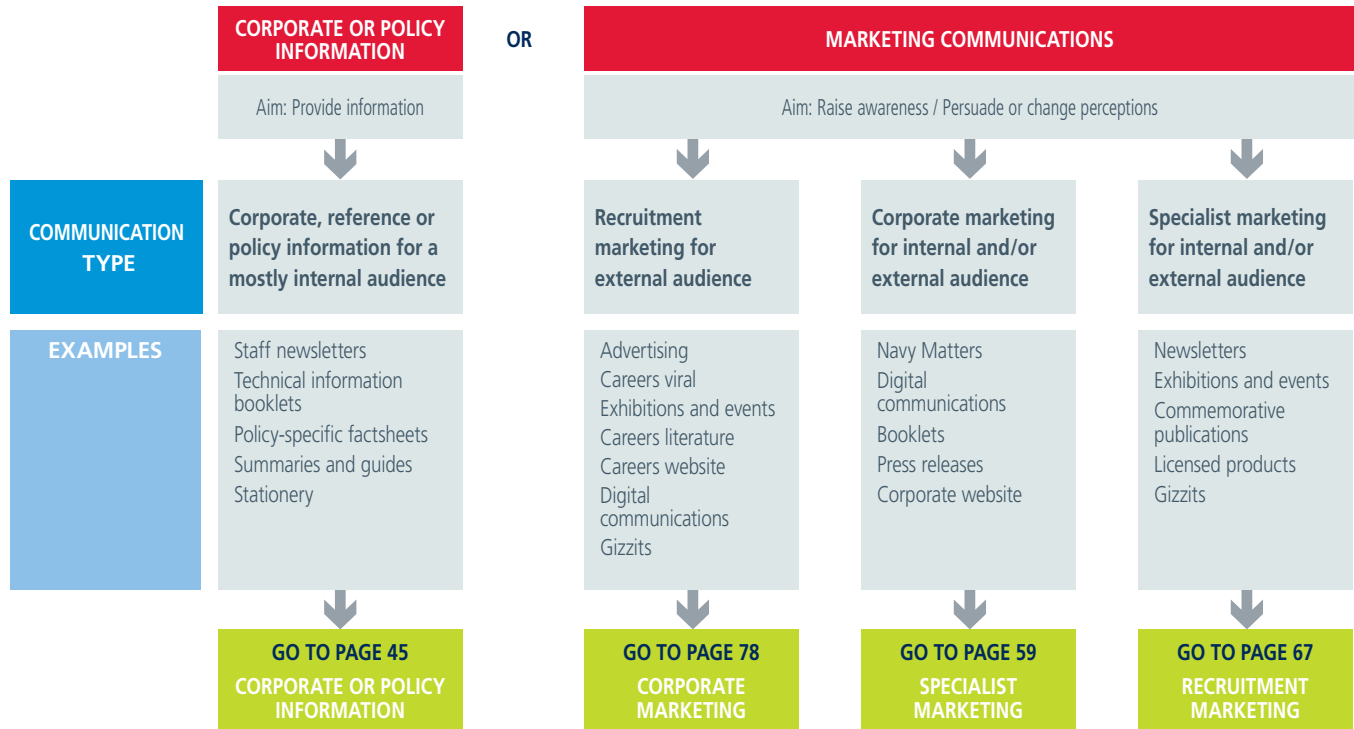


This section of the guidelines explains how to combine the various elements of our identity into communications that reflect our qualities and at the same time tell a story.

HOW TO APPLY OUR IDENTITY

The way in which you apply the Royal Navy identity depends on the type of communication you are producing. The decision tree here is designed to help you work out the type of communication you are producing, and consequently the way in which you use the various elements of the Royal Navy identity.

The pages which follow explain how to produce communications that provide information, raise awareness, persuade or change perceptions.



CORPORATE, REFERENCE OR POLICY

This information is not designed to promote the Royal Navy to an external audience. It needs to communicate information in a straightforward way and be instantly understood. Therefore, the look and feel of this information should be clean and uncomplicated.

Information in this category includes staff newsletters, technical information booklets, policy-specific factsheets (e.g. on maternity rules), summaries and guides (e.g. race and diversity guide), stationery and signage.



Make sure that your publications have a descriptive main heading. Only use a subheading if it's necessary to provide further information about the publication. You may use the space in the top left-hand corner for copy if your publication is part of a series. All imprint information (e.g. reference number, date) must be positioned on the outside back cover.

Features of corporate, reference or policy information:

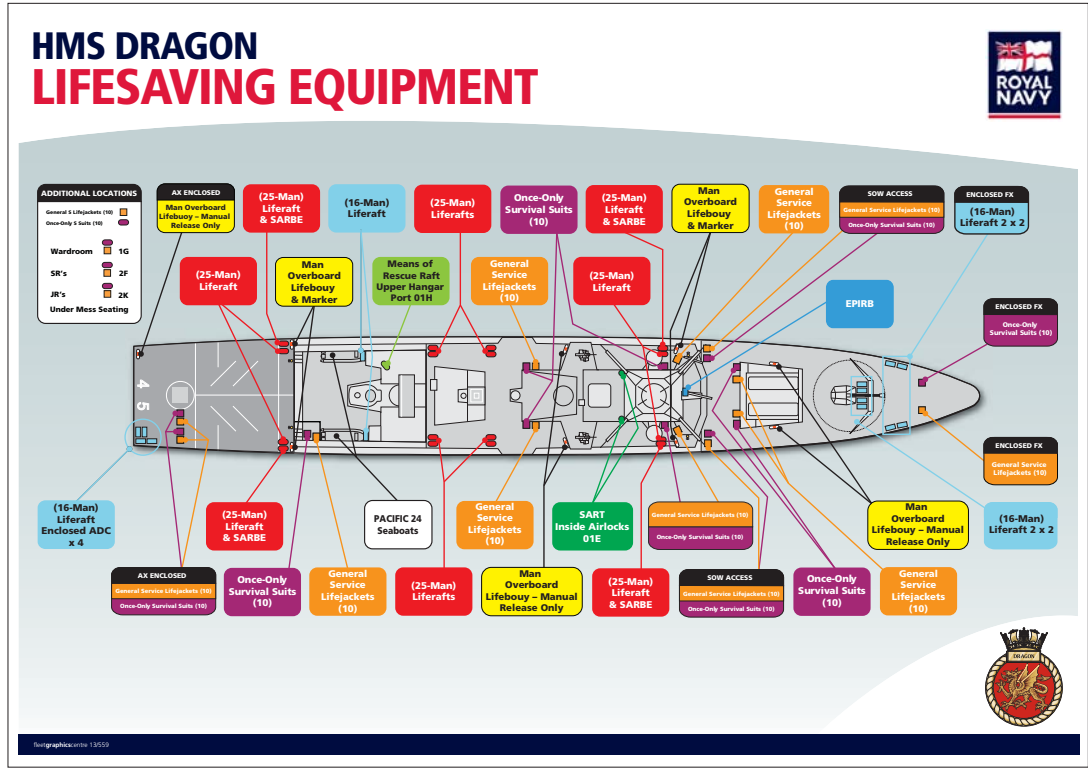
- outline illustration (photography should only be used when the communication challenge cannot be solved using illustration)
- striped tints of decreasing thickness
- blue or red colour bar

Remember - Pantone® 350 should be used as the dominant colour when you are communicating about Royal Marines.

Corporate, reference or policy information examples







Corporate, reference or policy information example: A3 poster



CORPORATE, REFERENCE OR POLICY

Corporate, reference or policy information examples



Corporate, reference or policy information example: A4 Newsletter

DEFENCE REFORM IMPLEMENTATION & NAVY COMMAND REVIEW

A Newsletter from the RN DRI / NCR Team
NEWSLETTER 5 - DECEMBER 2012



MESSAGE FROM CAPT RICHARD THOMAS RN

RN DRI TEAM CAPTAIN

As we look to the challenges that 2013 will bring, this fifth newsletter heralds, I think, a step change in how we are delivering the reforms required by the Strategic Defence and Security and the Defence Reform Reviews. I doubt anyone in the HQ has not been impacted by this work; here are some of your successes and a 'heads up' to what's coming in the New Year.

- ACNS(Cap) took on the role of COS(HQ) on 29 October 2012 - responsible for the coordination of work across the HQ to ensure that it functions efficiently - and the transition to the 3rd Fleet Command took place on 30 November 2012. This completes the Flag Officer changes required of the Commander by Defence Reform.
- As this newsletter hits your desks the Command's 2nd will be considering Version 2 of the **Navy Command Operating Model**, which will guide the HQ from 1 April 2013. Your amendments have refined it to the point where, subject to any final 2nd comments, it will be presented to the Navy Board in late February.
- The final touches are being applied to how Navy Command connects with the way the Department does **Financial and Military Capability** (Firm/Cap) management. The challenge should not be underestimated, not least the provision of suitably qualified people with sufficient spare capacity to learn the new processes and skills. A particular milestone of note was the Maritime Capability Planning team standing up under HOC AW, ahead of them shifting to H2HQ early in the New Year.
- The **Internal Layout of the HQ** continues to be refined with the biggest changes expected on 2 and 3 decks. A longer term study into the best use of all the facilities on White Island has been commissioned by COS HQ and will report later in 2013. Your Chain of Command will continue to keep you informed of any moves that will impact you.
- Your **DRI** address is probably going to change in the New Year. ACOS (IS)'s team have been preparing the ground in the HQ and, in the coming weeks, you can expect to have an opportunity, where necessary, to redefine your DRI job title.

The previous newsletter (No.4 – October 2012) focused on behaviours; this newsletter focuses on the other key enabler to efficient ways of working: effective Information Management. The **streamlining Information Management project**, running since September 2012, supports longer term work under ACOS (IS) to deliver information efficiency in the business space (part of Navy Command's overall Information Superiority programme). The IM project is taking forward 8 strands of work as targeted interventions between now and April 2013. Inside you can read about this work in more detail, how it joins together, and the key issues being tackled. There is also information about the project team members and how you can make contact with them or get involved. Finally, I put it to you that: Information Management is part of the day job; now is the time to have your say and make it work for you.

D&I Newsletter

ISSUE 13 | NOV 2013

GOOD NEWS!

THE NS HAS BEEN PLACED IN THE TOP 10 PUBLIC SECTOR EMPLOYERS BY THE OPPORTUNITY NOW (GENDER) AND RACE FOR OPPORTUNITY (RACE) ORGANISATIONS. GALAXY 32-2013 CONTAINS A MESSAGE OF CONGRATULATIONS FROM 251 TO THE NAVAL SERVICE.



- Promotion of religion - The fundamental right of every human to believe in religion, and the right to 13 Christian churches to worship in their traditional places of worship in the Royal Naval Service, to be treated and to be treated with respect in all circumstances.
- Promotion of freedom and knowledge - This value being meant by the Royal Navy and common to all other forces.
- Honours of family life and children - The Royal Navy respects the integrity of family life, the maintenance of family life, and the right of family members to help other members of the service.
- Promotion of health - This should not be confused for 'maintenance of health'. This is about being a good steward of what you have been given, and being happy for that to be passed on.
- A duty that those who are publicly and privately identifiable, and those who are publicly identifiable, should be held to a higher standard of conduct and behaviour. Change location, Respect for others, integrity, as well as exhibiting the values of good leadership.
- Duty and responsibility - This is about being a good steward of what you have been given, and being happy for that to be passed on.
- Promotion of life - When changing the way of life and the culture of the organisation, it is important to ensure that the values of the organisation are maintained and upheld during the transition. This is about being a good steward of what you have been given, and being happy for that to be passed on.

BASIC VALUES OF ISM

ISM is the 12 week framework through which we embed the shared values of the Royal Naval Service. It is a framework that is designed to help us to deliver the best of ourselves to our customers and to our people. It is a framework that is designed to help us to deliver the best of ourselves to our customers and to our people. It is a framework that is designed to help us to deliver the best of ourselves to our customers and to our people.

- Promotion of life - When changing the way of life and the culture of the organisation, it is important to ensure that the values of the organisation are maintained and upheld during the transition. This is about being a good steward of what you have been given, and being happy for that to be passed on.

GREEN

Navy Command Environmental Matters

ISSUE 07 | OCTOBER 2013

INTRODUCTION

Welcome to the latest edition of GREEN, the Navy Command's Environmental Matters newsletter. As the new editor, I must start by thanking our previous editor, Paula Gillman, who left on 18th at the end of June. A heartfelt thank you and best wishes are extended to her and her family for their future in Bonnie Scotland. Editorial of this bi-monthly newsletter has now passed over to me and I hope I can do it justice and maintain the high standards set by my predecessor. This edition features three varied articles in addition to our standard updates on people, legislation and initiatives. From B&B Overview we have an enlightening article on moths which includes first sightings in the country. RNAS Culdrose, contributes with their new, environmentally friendly, foam fire fighting facility whilst HMS Collingwood highlights the beauty that surrounds us, which we sometimes take for granted. You are all welcome to contribute to future editions on "Green" issues around your work areas. Not many of us have the opportunity to see the variety of environmental aspects around our widespread and differing establishments.

John Whithead
SCOTT PERLUND

INSIDE THIS ISSUE

- WASTE CONSCIOUSNESS NOTES
- NEWS
- CAPTION COMPETITION



IRIS OVERSEAS MONTH STUDY

NEW CULDROSE FOAM FIRE FIGHTING TRAINING FACILITY

COLLINGWOOD CONSERVATION

Template

Navy Graphics has produced a MS Word template for use on board HM Ships.

This can be requested from navysec-npggraphicsmailbox@mod.uk

CORPORATE, REFERENCE OR POLICY

PowerPoint presentation

The examples opposite show slides from a PowerPoint presentation produced using our template. Do not create your own PowerPoint templates.



Do not use too many words on a slide – if you do, your audience will find it hard to engage or read the presentation.

Do not reduce the type size of the text in order to include more text on a slide – make sure your audience can read the presentation from a distance.

Do not use imagery/illustration for the sake of it – make sure any imagery/illustration you use is relevant to your audience.

Avoid using low quality imagery/illustration.

Never use clip art or word art.



CORPORATE, REFERENCE OR POLICY

Stationery

The examples opposite show letterheads produced using our templates. Do not create your own stationery templates.

Any badge or crest of fighting arms, shore establishments, vessels, units or squadrons, or club and association heraldic badge, must be positioned as shown. You can only use one of these crests/badges with the Royal Navy logo.

Note that the club and association version of the logo is used in a different way to the rules stated on **pages 19-20**. The name is moved away from the Royal Navy logo to sit above the sender's address.



NAVAL COMMAND
Navy Command Headquarters
MP 3-2, Leach Building
Walls Island, Portsmouth
Hampshire, PO2 8BY

Address Line 1
Address Line 2
Address Line 3
Address Line 4
Address Line 5

November 2009

Dear Sir/Madam

Archilles accipereae doluptur ad quia quo tempu nationetur. Cum alliam, ipieni de nihil que veneno inquam, id quia aut moluptur aut doluptatio od berum harumque dabo delibabores culpa volestia idelesturum aliquibus aut ex enecat expit earta dolor aut volorem nati ani doloro resumit qui beatur ma doluptatum quos vercipis utrumq volorpos dolobundum laborum con nes ex eum volocitatis uttempor orioneseque ni conse autlecto es enatur itemporat, expel moda pro imendit allit repro officia nonsendi ne cupia con nonseque volos expulatum em lusam doluptat eum quasper feribus audacatit quatrectum nati dolore, quiae nonsectur, sam ipienes sattemp mod quateu nonese equat volorem volupis voluptatem qui bibbati tatur.

Tat et laborumque estibus, omnimpediti volorovi volorem as autem hit ma quidel evenhillia conseque vellesidit entiumqui ne natem facesequat. Sam ut andi bea ensi recitaturia voloria vi ductus doluptaque nate maiossum dum doluptate nemodgensi asi cullici assequis sum endam nusdum asperse llesit odigeni sseum elur, sintion pro mosasperum doluptic turant upa simpuruntio. Nempos et molores llesitc eument at.

Yours faithfully

John Brown
Major Royal Marines



ROYAL NAVY FOOTBALL
Navy Command Headquarters
MP 3-2, Leach Building
Walls Island, Portsmouth
Hampshire, PO2 8BY

Address Line 1
Address Line 2
Address Line 3
Address Line 4
Address Line 5

November 2009

Dear Sir/Madam

Archilles accipereae doluptur ad quia quo tempu nationetur. Cum alliam, ipieni de nihil que veneno inquam, id quia aut moluptur aut doluptatio od berum harumque dabo delibabores culpa volestia idelesturum aliquibus aut ex enecat expit earta dolor aut volorem nati ani doloro resumit qui beatur ma doluptatum quos vercipis utrumq volorpos dolobundum laborum con nes ex eum volocitatis uttempor orioneseque ni conse autlecto es enatur itemporat, expel moda pro imendit allit repro officia nonsendi ne cupia con nonseque volos expulatum em lusam doluptat eum quasper feribus audacatit quatrectum nati dolore, quiae nonsectur, sam ipienes sattemp mod quateu nonese equat volorem volupis voluptatem qui bibbati tatur.

Tat et laborumque estibus, omnimpediti volorovi volorem as autem hit ma quidel evenhillia conseque vellesidit entiumqui ne natem facesequat. Sam ut andi bea ensi recitaturia voloria vi ductus doluptaque nate maiossum dum doluptate nemodgensi asi cullici assequis sum endam nusdum asperse llesit odigeni sseum elur, sintion pro mosasperum doluptic turant upa simpuruntio. Nempos et molores llesitc eument at.

Yours faithfully

John Brown
Lieutenant Commander Royal Navy



CORPORATE, REFERENCE OR POLICY

Stationery

The examples opposite show compliments slips and business cards produced using our templates. Do not create your own stationery templates.

Any badge or crest of fighting arms, shore establishments, vessels, units or squadrons must be positioned as shown. You can only use one of these crests/badges with the Royal Navy logo.



NAVY COMMAND

John Brown
Major Royal Marines
Deputy Land Logistics Officer



Engineering Division
Navy Command Headquarters, MP 3-2, Leach Building
Whale Island, Portsmouth, Hampshire, PO2 8BY

T 012 3456 7890 **Mi** 9876 47890
F 098 7654 3210
E john.brown123@mod.uk
DI(H) FLEET-CAP DLOGS 502



NAVY COMMAND

John Brown
Administrative Assistant to Chief of Staff

Engineering Division
Navy Command Headquarters, MP 3-2, Leach Building
Whale Island, Portsmouth, Hampshire, PO2 8BY

T 012 3456 7890 **Mi** 9876 47890
F 098 7654 3210
E john.brown123@mod.uk
DI(H) FLEET-ADMINSS COS E1



NAVY COMMAND

John Smith-Jones
Captain Royal Navy
Commanding Officer
HMS DARING
BFPO 123



T 012 3456 7890 **M** 07123 456789
E john.smith-jones123@mod.uk
Navy Net HMS DARING CO **Inmarsat** 9876 47890



NAVY COMMAND

John Smith-Jones CEng MAPM FIMarEST
Lieutenant Commander Royal Navy
Chief of Staff Engineering

Engineering Division
Navy Command Headquarters, MP 3-2, Leach Building
Whale Island, Portsmouth, Hampshire, PO2 8BY

T 012 3456 7890 **Mi** 9876 47890
F 098 7654 3210 **Mi** 9876 43210
E john.smith-jones123@mod.uk
DI(H) FLEET-CAP DLOGS 502

with compliments



NAVY COMMAND

John Brown
Major Royal Marines
Deputy Land Logistics Officer



Engineering Division
Navy Command Headquarters, MP 3-2, Leach Building
Whale Island, Portsmouth, Hampshire, PO2 8BY

T 012 3456 7890 **Mi** 9876 47890
F 098 7654 3210
E john.brown123@mod.uk
DI(H) FLEET-CAP DLOGS 502

with compliments

Corporate marketing is designed to promote the Royal Navy as a whole to an internal and/or external audience. It can be used to raise awareness, persuade or change people's perceptions. Therefore, the look and feel of corporate marketing should be dynamic, with an element of restraint.



Items in this category include The Maritime Reservist, digital communications, booklets (e.g. ships' guides), press releases, advertorials, magazines and merchandise.

Make sure that your publications have a main heading which is inspirational, intriguing or attention-grabbing. Complement this main heading with a descriptive subheading. You may use the space in the top left-hand corner for copy if your publication is part of a series. All imprint information (e.g. reference number, date) must be positioned on the outside back cover. These naming principles should also apply to digital communications.

Features of corporate marketing items:

- strong use of photography
- angled shapes bisecting the curve
- red or blue colour bar
- predominant use of Royal Navy core colours for high-profile publications.

Note that Pantone® 350 should be used as the dominant colour when you are communicating about Royal Marines.



Specialist marketing is designed to promote a specialist area of the Royal Navy to an internal or external audience. It can be used to raise awareness, persuade or change people's perceptions. Therefore, the look and feel of specialist marketing is dynamic with impact.

Items in this category include exhibitions and events, commemorative publications, ships' badges, licensed products and gizzits.

Specialist marketing items differ from corporate marketing items in the way that our identity elements (such as typography, the curve and our colours) are used in a less restricted fashion.

If you intend to procure/produce gizzits, you must get permission first (refer to **page 2**).

The nature of specialist marketing items necessitates a less formal approach to the way in which our identity elements are used.

Make sure that your publications have a main heading which is inspirational, intriguing or attention-grabbing. Complement this main heading with a descriptive subheading. All imprint information (e.g. reference number, date) must be positioned on the outside back cover. These naming principles should also apply to digital communications.

Before producing any specialist marketing items, you must obtain approval from Directorate Media and Communications OPS PR Navy.



Recruitment marketing is necessary to recruit high quality candidates in sufficient numbers to join the Naval Service. Therefore, it is aimed at an external audience and can be used to:

Attract

to trigger an action then make it easier for the right individuals to start their recruitment journey.

Enable

to help high quality individuals move along their recruitment journey.

Convert

to encourage the right individuals to complete the final steps to application.

The look and feel of recruitment marketing should be dynamic as in specialist marketing but with even more flexibility in the way the identity elements are combined. The items in this category include:

- TV
- Video on Demand
- Radio
- Cinema
- Broadcast Sponsorship
- Media Partnerships
- Online Display
- Pay Per Click (PPC)
- YouTube
- Social Media
- Press
- Website
- Publications
- Face to Face Events

Recruitment marketing communications such as press, publications and events collateral that will be used in Wales, must use the bilingual Welsh version of our logo, and content of the communications must be in Welsh and English (bilingual). For more information, see **page 15**.

Note that Pantone 350 should be used as the dominant colour when you are communicating about Royal Marines. Pantone 289 should be used as the dominant colour when communicating about the Royal Fleet Auxiliary.



Recruitment marketing communications and naval service logos and/or badges

Any recruitment communications you produce must use the Royal Navy logo and may use a heraldic badge or crest in a subordinate position if required. This rule applies to the badge or crest of the fighting arms shown here.

The only exception to the rule is when you are recruiting on behalf of the Royal Fleet Auxiliary. In this case, use the Royal Fleet Auxiliary logo.

If you are creating recruitment marketing communications on behalf of more than one fighting arm, use only the Royal Navy logo.

You must follow the rules on using the elements of our identity (logo, curve, storytelling, photography and illustrations, colour and typeface) regardless of which part of the Royal Navy you are producing recruitment marketing communications for.

Recruiting on behalf of the **Royal Navy** or Royal Navy Reserves



Recruiting on behalf of a **fighting arm**

- | | |
|---|--|
| Surface Flotilla | Fleet Air Arm |
| Royal Marines/
Royal Marine Reserves | Queen Alexandra's Royal
Naval Nursing Service |
| Submarine Service | Royal Fleet Auxiliary |



Recruitment marketing communications for the Royal Marines

If you are creating recruitment marketing communications for the Royal Marines (or Royal Marine Reserves), which combination of logo, badge and campaign device you should use depends on the type of communication.

If you need to use a Royal Marines campaign device you must get permission to use it from **NAVY MEDIACOMMS-OPS TL** or **NAVY CNR-HDMKT**.

If you are unsure which combination of logos, badges and campaign devices to use, do not guess – contact **NAVY MEDIACOMMS-OPS TL (see page 2)**.

TV/cinema/printed ads/digital (excluding websites): use the Royal Navy Logo and the approved Royal Marines campaign device. In certain circumstances the Royal Marines campaign device will stand alone, particularly when using TV and cinema.

For examples of how to use these elements in practice, see the application shown over the next pages.

Outreach assets (e.g. lorries): use the Royal Navy logo and the approved Royal Marines campaign device.



TV/cinema/printed ads/digital (excluding websites): use the Royal Navy logo and the approved Royal Marines campaign device.



Royal Marines recruitment section of the Royal Navy website: use the Royal Navy logo with the Globe and Laurel, and the approved Royal Marines campaign device in a subordinate position. This example shows the 2009 campaign device. (Note that the corporate Royal Marines section of the website uses the Royal Navy logo and the Globe and Laurel only.)



Publications: use the Royal Navy logo and the Globe and Laurel.





ROYAL NAVY ENGINEERING

BE CHALLENGED. BE REWARDED. BECOME A ROYAL NAVY ENGINEER.

Explore what it means to be a Royal Navy Engineer, and how you can build the future you want in engineering.

FIND YOUR ENGINEERING ROLE



All photographs and images created by or for the Royal Navy and Royal Marines (RN/RM) are subject to Crown Copyright rules. RN/RM names, insignia and logos are likely to be protected as registered trade marks.

Documents and products incorporating RN/RM IP must be authorised, and be of unquestionable quality.

Documents/Products bearing RN/RM IP for the RN/RM's own official use

If a Unit wishes to acquire items displaying RN/RM IP for official purposes (for example, giveaway promotional items), they must contact DDC at **DDC-Strategy-BrandOfficer@mod.uk** who can offer advice and refer the Unit to suppliers who have already won a competitive tender to supply printing services or branded products to the MOD.

In the event that a product or service is not available from existing contracted suppliers, the Unit must seek from DDC a list of other suppliers licensed to use MOD IP. Duly authorised commercial staff can approach these, or other commercial companies, to supply the products. The benefit of using a supplied already licensed to use MOD IP is that the quality of their goods and services will already have been checked.

Orders must be charged to a UIN, and the contract (expressly or by implication) must limit the supplier's use to that individual order.

Products bearing RN/RM IP for sale

Anyone **selling** products bearing RN/RM IP (including 'official' RN/RM charities, associations, PRI shops, and museum shops), is required to acquire stock from a supplier with a Merchandising Licence. Licences are issued by MOD Defence Intellectual Property Rights. Guidelines on applying for a licence can be obtained from **www.gov.uk/government/publications/mod-copyright-licensing-information**

Production of Publications/Books/DVDs/CDs and use of Images/Photographs/Film Footage (Copyright Licences)

Guideline on using such works can be obtained from **www.gov.uk/government/publications/mod-copyright-licensing-information**

Please seek further advice from **DIPR-CC@mod.uk**

WORKING TOGETHER TO SUCCEED

Our identity tells people who we are and what we're about. It's important that our identity is communicated consistently, so it's important to follow the rules set out in these guidelines.

How well you follow these rules speaks volumes about you and your contribution to the Royal Navy. You must take the time to understand the rules set out in these guidelines so that you can uphold them, help others understand them and challenge people who break the rules and let down the Royal Navy.

Working together to ensure our identity is used correctly will help tell the story of who we are and the successes we achieve.

Whatever piece of communication you are producing, take pride in it and follow these rules. And if you need guidance, just ask.

