

# SELECTION PROCESS FOR THE ROYAL NAVY AND ROYAL MARINES



## PROCEDURES AND PRACTICE TEST BOOKLET



CALL 08456 07 55 55 OR VISIT [ROYALNAVY.MOD.UK/CAREERS](https://royalnavy.mod.uk/careers)



The Royal Navy is an equal opportunities employer and seeks to provide workplace conditions that are comfortable and non-threatening for our people, whatever their gender, ethnic origin or sexual orientation.

Our aim is the total elimination of sexual and racial harassment, and all forms of bullying. These issues need close attention and proactive management. Victims of any form of abuse are encouraged to report their difficulties and can be confident of sensitive treatment by those responsible for their care.

This publication is for guidance only. The facts in it may change without notice and must not be taken to imply any contract. Details of length of service will be explained in the Armed Forces Careers Office and will be contained in the contract. Any bursary or sponsorship money may need to be repaid if you do not enter service, or if you fail or withdraw from training.

Introduction	3
The Selection Process	5
About the Recruiting Test	6
PART 1: REASONING	
Examples	8
Practice Questions	10
PART 2: VERBAL ABILITY	
Examples	12
Practice Questions	14
PART 3: NUMERACY	
Examples	16
Practice Questions	18
PART 4: MECHANICAL COMPREHENSION	
Examples	20
Practice Questions	22
Answers to the Practice Questions	25
Guidance for your interview	26
Rough notes	28





# INTRODUCTION

This booklet gives you the opportunity to understand an important part of the Royal Navy and Royal Marines Selection Process, the Recruiting Test (RT). Whilst this will all be explained to you by the Armed Forces Careers Office (AFCO) staff, this booklet has been produced to assist your preparation.

This practice booklet contains test examples and sample questions that you will be asked to undertake. These will help prepare you for the test. There is also an overview of what the testing scenario will be like.

Please read this booklet carefully. It is important that you follow the instructions in each question and strictly adhere to the timings to get used to working at the pace required.

Answers to the examples are included, but do not worry if you do not get all the questions right.

The final pages introduce the interview and again provide advice on how to best prepare for it.

Success in both the test and interview will allow you to pursue your chosen career path or specialisation. If there are any questions relating to any part of this booklet please do not hesitate to speak to your AFCO staff.

Best wishes and good luck.

Captain Naval Recruiting

## AIMS OF THE SELECTION PROCESS

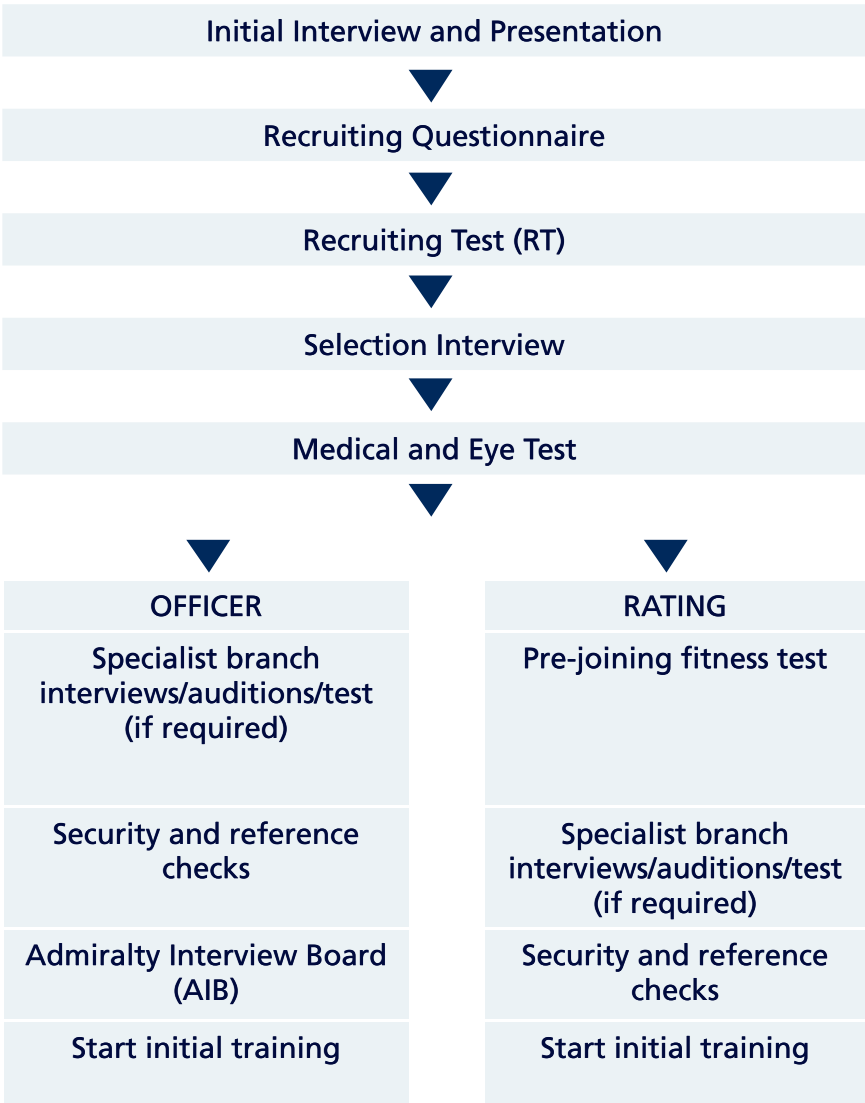
This selection process has been in use for many years and has proven successful in placing candidates with the ability to cope with Naval training and who will enjoy Service life. Therefore it is an opportunity for you to show your suitability for a career with us.

# THE SELECTION PROCESS

Please note that selection is a staged process.

Successful completion of one stage is required before you pass on to the next.

Your Careers Adviser or your Liaison Officer will explain this to you in more detail and, at the end of each stage, tell you whether you have, or have not been successful.



### **Why am I being tested?**

The RT is a psychometric test. Psychometric tests are a way of assessing specific intellectual abilities. Their use is supported by a long history of research, which shows how performance on the RT relates to your ability to cope with the technical and academic aspects of training within the Naval Service.

Although you may already have qualifications, the RT gives more information and is a fair way of assessing all candidates on the same test. There are four separate parts of the test. These sub-tests measure general reasoning ability, verbal ability, numeracy and mechanical comprehension.

### **What should I do to prepare?**

You might find it helpful to read some more about psychometric tests in general. A good library will be able to help you locate useful books. If you do not have the chance to do this, you will still have the opportunity to practise questions for each test beforehand in the test session, as well as completing the practice questions in this booklet.

Try not to worry too much about the test. If you have taken our advice, read this booklet carefully and completed the practice questions then you have done everything you can to make sure you are ready to perform to the best of your ability on the day.

If you have any questions or concerns regarding the practice booklet, it is recommended you telephone or arrange a visit to your AFCO on a date before your test session.

Plan your travel arrangements beforehand and make sure you arrive a few minutes early for the test session so that you have time to compose yourself.

### **What should I take to the test session?**

Please ensure you bring everything you might need with you (e.g. reading glasses).

We will ask you to switch off mobile phones or pagers during the test session to avoid any disturbance.



**What will happen in the test session?**

A qualified member of the Naval Careers Service will administer the test. You will be given instructions on how to complete each sub-test before you begin. You will also be given the opportunity to complete some practice questions to ensure that you understand what is required.

If, at any point, you do not understand the instructions, or are unsure of what you have to do, then please ask the test administrator. You should ask as many questions as you want. This is very important as you need to understand the instructions in order to answer the questions to the best of your ability.

The test administrator will give you as much help as possible, although once the test has started you cannot be given any further help. You should work as quietly as you can, to avoid disturbing others who are taking the test alongside you.

You will not be allowed to use a calculator or dictionary during the test session.

**How long will the test take?**

All sub-tests are pen-and-paper tests and will take approximately one hour to complete in total. Each sub-test is timed separately, and the test administrator will strictly observe the time limits. This is because everybody must be allowed exactly the same time to complete the test.

Try to answer as many of the questions as you can in the time allowed, but do not worry if you do not manage to complete all the questions – not everyone will find it possible in the time available. If you do manage to finish early, you should check your answers in the time remaining. Do not go on to another part of the test until you are told to do so.

**Should I have a strategy?**

It is best when taking the test to work as quickly and as carefully as you can. Don't spend too long on any one question. You do not lose any marks for a wrong answer. Therefore, if you are not sure of an answer it is better to make your best guess than to leave a question out completely.

**What is the pass mark?**

The pass mark depends on the branch you are applying to join. Generally, the greater the technical content of branch training the higher the branch pass mark. However, a mark of 50% will still make you eligible for entry to a number of branches.

**Will I find out how I did on the test?**

You will be informed of your test performance by a qualified member of the Naval Careers Service generally on the same day. You will have an opportunity to discuss your performance and how you felt about the test.

The following sections of this booklet will introduce each of the four sub-tests that comprise the RT in more detail and give you an opportunity to try out some practice questions.

You can find the answers to the practice questions on page 25 of this booklet.

This next section gives you a chance to practise the types of questions that will be included within this sub-test.

As part of the actual test session you will be given detailed instructions on how to complete Part 1. The words in this blue box are a brief introduction to the layout and timing of this sub-test and also how you should indicate your answers in the real test session.

Part 1 is a test of your ability to process information, recognise relationships and differentiate between relevant and irrelevant information on the day. **On the day there are 30 questions to be completed in 9 minutes.**

Please note that in the real test you will have a separate answer sheet on which to mark your answers. You must not write on or mark the question booklet in any way. Next to the answer sheet there is a blank page for any working out that you want to do.

For each question you should choose your best answer and clearly cross through its letter, A, B, C, D or E on the Part 1 answer sheet. You must give only one answer to each question. If you make a mistake, blacken out the wrong answer clearly and cross through the correct one. Make sure that you cross through the answer in the correct line.

## Answers to the examples

E1. A ~~X~~ C D E

In example one, TIDY means the same as NEAT, so the letter B has been crossed through on the answer sheet as this corresponds to the letter representing NEAT in the question.

E2. ~~X~~ B C D E

In example two, the horizontal oblong fits inside the shape, so the letter A is crossed through on the answer sheet.

E3. A B C ~~X~~ E

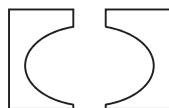
In example three, the next number in the numerical pattern is 10, so the letter D is crossed through on the answer sheet. One way of working out the pattern is that every other number in the sequence increases by 1.

**E1**

TIDY means the same as...

- |      |      |      |       |         |
|------|------|------|-------|---------|
| A    | B    | C    | D     | E       |
| POOR | NEAT | KIND | MESSY | HELPFUL |

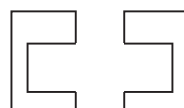
**E2**



is to



as



is to...

- |   |   |   |   |   |
|---|---|---|---|---|
| A | B | C | D | E |
|   |   |   |   |   |

**E3**

Consider this sequence of numbers: 5, 8, 6, 9, 7...

Which of the following comes next?

- |   |   |   |    |   |
|---|---|---|----|---|
| A | B | C | D  | E |
| 5 | 9 | 4 | 10 | 7 |

Here are some practice questions (PQs) to try.

**You should aim to complete them within 4 minutes.**

Cross through your answers on the practice answer section below. At the back of this booklet on page 28 there is space for any working out you may wish to do.

## PRACTICE ANSWER SECTION FOR PART 1

PQ1. A B C D E

PQ2. A B C D E

PQ3. A B C D E

PQ4. A B C D E

PQ5. A B C D E

PQ6. A B C D E

PQ7. A B C D E

PQ8. A B C D E

Now check your answers on page 25.

### PQ1

LIQUID means the same as...

- |        |       |       |       |     |
|--------|-------|-------|-------|-----|
| A      | B     | C     | D     | E   |
| STICKY | SOLID | FLUID | WATER | WET |

### PQ2

GENEROUS is the opposite of...

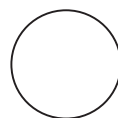
- |      |      |      |     |      |
|------|------|------|-----|------|
| A    | B    | C    | D   | E    |
| RICH | MEAN | POOR | SAD | KIND |

### PQ3

CAR is to ROAD as BOAT is to...

- |     |     |       |      |        |
|-----|-----|-------|------|--------|
| A   | B   | C     | D    | E      |
| SEA | SKY | FIELD | SHED | RUNWAY |


### PQ4



is to



as



is to...

A



B



C



D



E



**PQ5**

From  take 

and there is left...

A



B



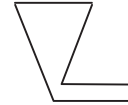
C



D

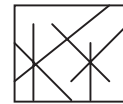
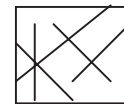
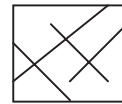


E



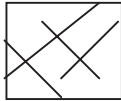
**PQ6**

Consider this sequence of shapes:

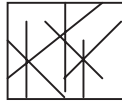


Which of the following comes next?

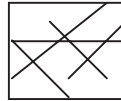
A



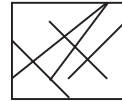
B



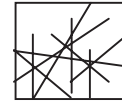
C



D



E



**PQ7**

Consider this sequence of numbers:

6, 10, 18, 34, 66

Which of the following comes next?

A

100

B

132

C

130

D

134

E

32

**PQ8**

Consider this sequence of numbers:

3, 5, 9, 11, 15

Which of the following comes next?

A

19

B

13

C

18

D

14

E

17

This next section gives you a chance to practise the types of questions that will be included within this sub-test.

### Answers to the examples

E1. A ~~B~~ C D E

In example one, the word 'clothing' extends to and includes the meaning of the other words, so the letter B is crossed through on the answer sheet as this corresponds to the letter representing clothing in the question.

E2. A B ~~C~~ D E

In example two, the word 'as' will not go with the word 'tall' to make a longer word as they are two separate words, so the letter C is crossed through on the answer sheet. When 'as' is combined with the other options the words ascertain, astray, asset and assign are produced.

E3. A B C ~~D~~ E

In example three, the sentence 'I shall be travelling in one day's time' does not have the same meaning as the other four sentences so the letter D is crossed through on the answer sheet.

As part of the actual test session you will be given detailed instructions on how to complete Part 2. The words in this blue box are a brief introduction to the layout and timing of this sub-test and also how you should indicate your answers in the actual test session.

Part 2 is a test of your ability to understand the meaning of words and relationships between words. **On the day there are 30 questions to be completed in 9 minutes.**

Please note that in the real test you will have a separate answer sheet on which to mark your answers. You must not write on or mark the question booklet in any way. Next to the answer sheet there is a blank page for any working out that you want to do.

For each question you should choose your best answer and clearly cross through its letter, A, B, C, D or E on the Part 2 answer sheet. You must give only one answer to each question. If you make a mistake, blacken out the wrong answer clearly and cross through the correct one. Make sure that you cross through the answer in the correct line.



E1

Which **one** word has a meaning that extends to or includes the meaning of all the others?

A	B	C	D	E
skirt	clothing	trousers	shirt	hat

---

E2

The word outside the bracket will go with only four of the words inside the bracket to make longer words. Which **one** word will it **not** go with?

	A	B	C	D	E
as	(certain	tray	tall	set	sign)

---

E3

Four of the five sentences have the same meaning. Which **one** sentence has a **different** meaning?

- A Today is the day I travel
- B I travel today
- C I am sure that I will be travelling today
- D I shall be travelling in one day's time
- E The day on which I travel is today

Here are some practice questions (PQs) to try.

**You should aim to complete them within 4 minutes.**

Cross through your answers on the practice answer section below. At the back of this booklet on page 28 there is space for any working out you may wish to do.

## PRACTICE ANSWER SECTION FOR PART 2

PQ1. A B C D E

PQ2. A B C D E

PQ3. A B C D E

PQ4. A B C D E

PQ5. A B C D E

PQ6. A B C D E

PQ7. A B C D E

PQ8. A B C D E

Now check your answers on page 25.

### PQ1

The word outside the bracket will go with only four of the words inside the bracket to make longer words. Which **one** word will it **not** go with?

	A	B	C	D	E
car	( pet	go	window	rot	nation )

### PQ2

The word outside the bracket will go with only four of the words inside the bracket to make longer words. Which **one** word will it **not** go with?

	A	B	C	D	E
an	( gel	notation	other	office	them )

### PQ3

Which **one** word has a meaning that extends to or includes the meaning of all the others?

A	B	C	D	E
bus	transport	car	train	ferry

### PQ4

Which **one** word has a meaning that extends to or includes the meaning of all the others?

A	B	C	D	E
ladybird	wasp	beetle	butterfly	insect

**PQ5**

Four of the five sentences have the same meaning. Which **one** sentence has a **different** meaning?

- A A very important meeting was held to make the decision
  - B During the meeting a very important decision was made
  - C A very important decision was made at the meeting
  - D The meeting helped make a very important decision
  - E Those attending the meeting made a very important decision
- 

**PQ6**

Four of the five sentences have the same meaning. Which **one** sentence has a **different** meaning?

- A The tall girl pushed the boy over
  - B It was the tall girl who was pushed over by the boy
  - C The boy was pushed over by the tall girl
  - D The tall girl pushed the boy and he fell over
  - E The boy fell over as a result of the girl pushing him
- 

**PQ7**

The sentence below has a word missing. Which **one** word makes the best sense of the sentence?

Although the Zoo Keeper was well trained, he still approached the lions' cage with...

- |             |       |      |             |         |
|-------------|-------|------|-------------|---------|
| A           | B     | C    | D           | E       |
| imagination | pride | fear | indignation | freedom |
- 

**PQ8**

The sentence below has a word missing. Which **one** word makes the best sense of the sentence?

The journalist had very little time to interview the artist so he would have to ask some very ..... questions to gather enough information to write an article for his newspaper.

- |         |            |          |           |        |
|---------|------------|----------|-----------|--------|
| A       | B          | C        | D         | E      |
| lengthy | flamboyant | humorous | searching | polite |

This next section gives you a chance to practise the types of questions that will be included within this sub-test.

As part of the actual test session you will be given detailed instructions on how to complete Part 3. The words in this blue box are a brief introduction to the layout and timing of this sub-test and also how you should indicate your answers in the actual test session.

Part 3 is designed to measure your ability to quickly and accurately make calculations using the basic operations of addition, subtraction, multiplication and division. Fractions, percentages and basic algebra are also included.

**On the day there are 30 questions to be completed in 16 minutes.**

Please note that in the real test you will have a separate answer sheet on which to mark your answers. You must not write on or mark the question booklet in any way. Next to the answer sheet there is a blank page for any working out that you want to do.

For each question you should choose your best answer and clearly cross through its letter, A, B, C, D or E on the Part 3 answer sheet. You must give only one answer to each question. If you make a mistake, blacken out the wrong answer clearly and cross through the correct one. Make sure that you cross through the answer in the correct line.

## Answers to the examples

E1. A B C D ~~E~~

In example one, 346 subtracted from 4328 equals 3982, so the letter E is crossed through on the answer sheet as this corresponds to the letter representing the figure 3982 in the question.

E2. A ~~B~~ C D E

In example two, 0.25 expressed as a fraction is  $\frac{1}{4}$ , so the letter B is crossed through on the answer sheet.

E3. A B ~~C~~ D E

In example three, the number 49.98724 correct to three significant figures is 50.0, so the letter C is crossed through on the answer sheet.

**E1**

Subtract 346 from 4328

- A 3972
  - B 4982
  - C 3992
  - D 4992
  - E 3982
- 

**E2**

What is 0.25 expressed as a fraction?

- A  $\frac{1}{2}$
  - B  $\frac{1}{4}$
  - C  $\frac{3}{4}$
  - D  $\frac{1}{8}$
  - E  $\frac{5}{8}$
- 

**E3**

What is the number 49.98724 correct to three significant figures?

- A 49.9
- B 49.987
- C 50.0
- D 49.990
- E 49.986

Here are some practice questions (PQs) to try.

**You should aim to complete them within 4 minutes.**

Cross through your answers on the practice answer section below. At the back of this booklet on page 28 there is space for any working out you may wish to do.

## PRACTICE ANSWER SECTION FOR PART 3

PQ1. A B C D E

PQ2. A B C D E

PQ3. A B C D E

PQ4. A B C D E

PQ5. A B C D E

PQ6. A B C D E

PQ7. A B C D E

PQ8. A B C D E

Now check your answers on page 25.

### PQ1

If the perimeter of a square is 20cm, then the area of the square, in square centimetres is:

A 250 B 20 C 25 D 200 E 50

### PQ2

$44 \times 28$

A 1200 B 880 C 132 D 1400 E 1232

### PQ3

A pupil scored 60% in a test. If the maximum mark was 50, then the pupil's mark was:

A 35 B 30 C 15 D 40 E 20

### PQ4

If  $x = 15$  and  $y = 70$ , then  $y - x =$

A 55 B 50 C 45 D 85 E 15

### PQ5

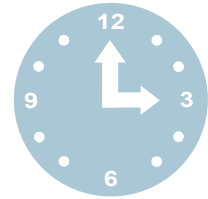
$\frac{1}{2} \times \frac{1}{5} =$

A  $\frac{1}{4}$  B  $\frac{2}{10}$  C  $\frac{1}{10}$  D  $\frac{1}{7}$  E  $\frac{5}{8}$



**PQ6**

By how many degrees will the small (hour) hand of the clock have turned through when it is 9 o'clock?



- A  $45^\circ$     B  $90^\circ$     C  $360^\circ$     D  $6^\circ$     E  $180^\circ$
- 

**PQ7**

What is the number 44.978942 correct to three decimal places?

- A 44.978    B 44.979    C 45.000    D 45.0    E 44.9
- 

**PQ8**

$40 \times 0.75 =$

- A 20    B 65    C 30    D 70    E 35

This next section gives you a chance to practise the types of questions that will be included within this sub-test.

As part of the actual test session you will be given detailed instructions on how to complete Part 4. The words in this blue box are a brief introduction to the layout and timing of this sub-test and also how you should mark your answers in the actual test session.

Part 4 is a test of your understanding of basic mechanical principles using both mechanical elements (e.g. gears and pulleys) and domestic/leisure applications (e.g. cars). Each item has a written question supported by a technical drawing. **On the day there are 30 questions to be completed in 10 minutes.**

Please note that in the real test you will have a separate answer sheet on which to mark your answers. You must not write on or mark the question booklet in any way. Next to the answer sheet there is a blank page for any working out that you want to do.

For each question you should choose your best answer and clearly cross through its letter, A, B, C or D on the Part 4 answer sheet. You must give only one answer to each question. If you make a mistake, blacken out the wrong answer clearly and cross through the correct one. Make sure that you cross through the answer in the correct line.

### Answers to the examples

E1. A ~~X~~ C D

In example one, the belt travels at the same speed over the circumference of all the cogs, so the cog with the smallest circumference, cog B, will rotate the most number of times, so the letter B is crossed through on the answer sheet.

E2. ~~X~~ B C D

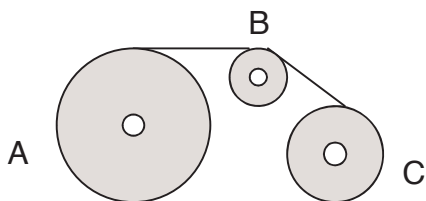
In example two, block A has the highest centre of mass and the narrowest base making it the most unstable, so the letter A is crossed through on the answer sheet.

E3. A B ~~X~~ D

In example three, the electrical circuit symbol shown is that used to represent a battery, so the letter C is crossed through on the answer sheet.

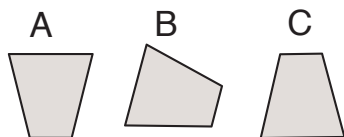
**E1**

In this cog and belt system, which cog will rotate the most number of times?  
(if all the same, mark D).



**E2**

With the blocks in these positions, which block is the most unstable?  
(if all the same, mark D).



**E3**

In diagrams of electrical circuits the symbol below is used to represent:

- A a bulb
- B a resistor
- C a battery
- D a switch



Here are some practice questions (PQs) to try.

**You should aim to complete them within 4 minutes.**

Cross through your answers on the practice answer section below. At the back of this booklet on page 28 there is space for any working out you may wish to do.

## PRACTICE ANSWER SECTION FOR PART 4

PQ1. A B C D

PQ2. A B C D

PQ3. A B C D

PQ4. A B C D

PQ5. A B C D

PQ6. A B C D

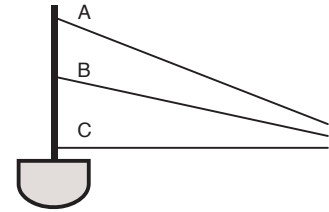
PQ7. A B C D

PQ8. A B C D

Now check your answers on page 25.

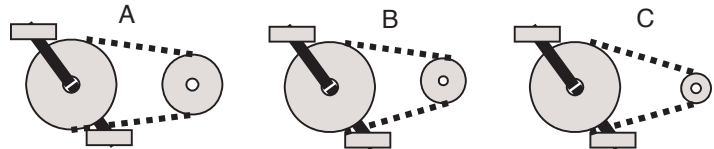
### PQ1

Which rope will make it easier to pull the boat over? (if equal, mark D).



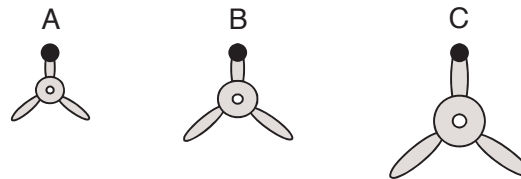
### PQ2

Which of these cycle gearings will enable you to travel most easily up a very steep hill? (if all the same, mark D).



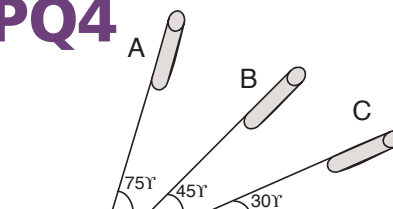
### PQ3

If the shafts of these propellers are all rotating at the same number of revolutions per minute, which propeller tip is travelling at the fastest speed? (if all the same, mark D).



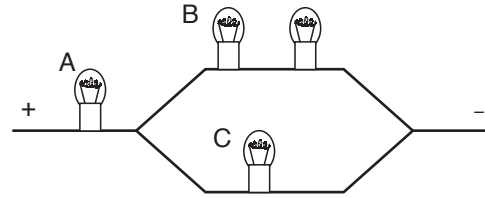
### PQ4

These identical rockets are in tubes sunk into the ground at different angles. Which of the three rockets will travel furthest horizontally from its launching point? (if all the same, mark D).



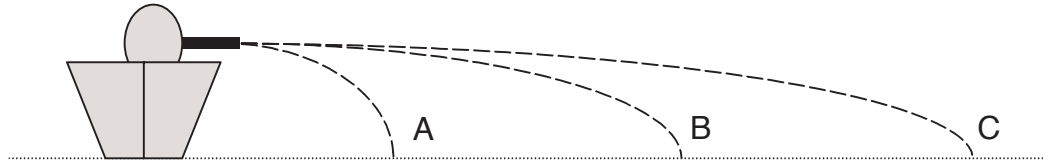
**PQ5**

In this electrical circuit which of these identical bulbs will be the dimmest? (if all the same, mark D).



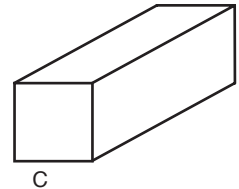
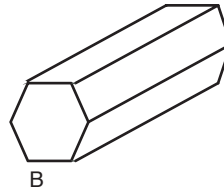
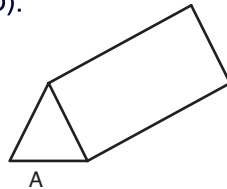
**PQ6**

A ship fires three projectiles horizontally; the only difference being the amount of charge used. Which projectile takes the longest time from leaving the gun barrel to hitting the sea? (if all the same, mark D).



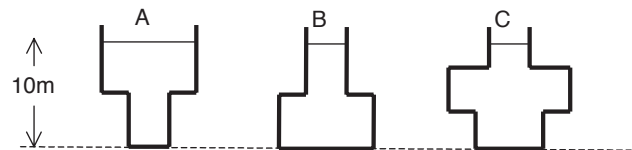
**PQ7**

These three solid blocks have the same length and height. They also have the same maximum width. Which of the blocks has the largest surface area? (if all the same, mark D).



**PQ8**

These three open-topped vessels are filled with sea water to the same height. If the pressure is measured at the bottom of each vessel, which vessel will show the greatest pressure reading? (if all the same, mark D).







# ANSWERS TO PRACTICE QUESTIONS

## PART 1: Reasoning

PQ1.	A	B	<del>X</del>	D	E
PQ2.	A	<del>X</del>	C	D	E
PQ3.	<del>X</del>	B	C	D	E
PQ4.	A	B	C	<del>X</del>	E
PQ5.	A	B	C	D	<del>X</del>
PQ6.	A	<del>X</del>	C	D	E
PQ7.	A	B	<del>X</del>	D	E
PQ8.	A	B	C	D	<del>X</del>

## PART 3: Numeracy

PQ1.	A	B	<del>X</del>	D	E
PQ2.	A	B	C	D	<del>X</del>
PQ3.	A	<del>X</del>	C	D	E
PQ4.	<del>X</del>	B	C	D	E
PQ5.	A	B	<del>X</del>	D	E
PQ6.	A	B	C	D	<del>X</del>
PQ7.	A	<del>X</del>	C	D	E
PQ8.	A	B	<del>X</del>	D	E

## PART 2: Verbal Ability

PQ1.	A	B	<del>X</del>	D	E
PQ2.	A	B	C	<del>X</del>	E
PQ3.	A	<del>X</del>	C	D	E
PQ4.	A	B	C	D	<del>X</del>
PQ5.	<del>X</del>	B	C	D	E
PQ6.	A	<del>X</del>	C	D	E
PQ7.	A	B	<del>X</del>	D	E
PQ8.	A	B	C	<del>X</del>	E

## PART 4: Mechanical Comprehension

PQ1.	<del>X</del>	B	C	D
PQ2.	<del>X</del>	B	C	D
PQ3.	A	B	<del>X</del>	D
PQ4.	A	<del>X</del>	C	D
PQ5.	A	<del>X</del>	C	D
PQ6.	A	B	C	<del>X</del>
PQ7.	A	B	<del>X</del>	D
PQ8.	A	B	C	<del>X</del>

The aim of this section is to:

- explain why the Royal Navy and Royal Marines use an interview as part of the selection process
- outline how the interview will be conducted
- include a guide to the areas you will be asked about during the interview
- offer you some guidance and advice as to how you can best prepare for the interview.

**Once you have successfully completed the written tests you will be invited back for a selection interview.**

### **Why use an interview?**

Many organisations use an interview as part of their selection process. The Royal Navy and Royal Marines use an interview because it offers the opportunity to meet you on an individual basis and find out information which will help select the candidates who will be most suited to Naval life and enjoy a Naval Career.

### **What will the interview be like?**

The interview will be with a qualified member of the Naval Careers Service or Liaison Officer and will last about 45 minutes to one hour. You will have already completed a Recruiting Questionnaire and the interview will be based around this.

### **What will I be asked in the interview?**

You will be asked questions relating to what you have already written on the form so that the interviewer can find out more about you. The interview will cover family; school and education; work experience; hobbies and why you want to join the Royal Navy or Royal Marines.

### **How can I prepare for the interview?**

For many people the prospect of being interviewed can make them feel anxious. The best way you can overcome any anxiety is to be as prepared as you can for any questions you may be asked during the interview. There will be no trick questions in the interview. The Naval Careers Adviser wants to give you the best chance possible to show your suitability for a career in the Royal Navy or Royal Marines.

**Outlined below is some advice on how you can best prepare for the interview:**

- Read all the careers publications available to you from your AFCO, both for the Royal Navy or Royal Marines generally and the role you are interested in. You can also ask for the relevant DVDs to watch. It is a good idea to listen to the news or read a newspaper so you can be aware of any Armed Forces issues which have been featured in the news recently.
- Access the internet to visit [royalnavy.mod.uk/careers](http://royalnavy.mod.uk/careers) or [royalmarines.mod.uk](http://royalmarines.mod.uk) and make the most of the information you will find.
- Think about what kinds of questions you might be asked and how you can answer them to the best of your ability. A good way of doing this is to imagine you are going to interview someone who wants to join the Royal Navy or the Royal Marines – think about what you would want to ask them.
- Think carefully about your life experiences and how these are relevant to your application to the Royal Navy and Royal Marines.
- Practise completing a ‘mock’ interview. Show your family/friends/teachers this section of the booklet and ask if they will ask you a few questions so you can find out how it feels to be interviewed. This is especially a good idea if this will be your first interview.
- Be aware that the interview is part of the formal selection process. Therefore, you should dress and behave appropriately.
- Plan your journey arrangements beforehand. It is sensible to arrive in good time so that you have a few minutes to prepare and compose yourself before the interview starts.

**HINTS AND TIPS FOR BEING SUCCESSFUL IN YOUR TEST & INTERVIEW**

- Work through additional psychometric test and advice booklets. AFCO staff can advise on suitable publications for you to try out.
- In your test make sure you read the question thoroughly.
- At the interview relax and be confident – the most important thing is to be yourself. The questions will be straight forward. The interviewer will not be trying to ‘catch you out’ but needs to gather enough information to assess your suitability for Service life.
- Sell yourself, but be honest. It is very easy to be caught out in an interview if you are not telling the truth – it can also be very embarrassing!
- **BE PREPARED** – this is the most important piece of advice. Read these practice test materials, take note and act on the advice given.

